



MAIN NAVIGATION


 Dashboard

 Master

☐ Subject

☐ Exam


☐ Assignment

 Question

☐ Add Question

☐ View Question

☐ Upload Question






















 Change Password

Unit :

Paper : **GENERAL HUMAN ANATOMY**

156 Unit(s)

New

Unit No.	Title	
  1 HEAD AND NECK	INTRODUCTION OF OSTEOLOGY ( TRIAL ON DATED 04/03/2022 )	
  1 NECK PART	OSTEOLOGY - CERVICAL VERTEBRAE ( TRIAL ON DATED 04/03/2022)	
  1 SCALP	NORMA LATERALIS	
  1 SKULL	NORMA FRONTALIS	
  1 UG	Submandibular ganglion	
  1 UG	Pharyngeal arches	
  1 UG	Larynx	

✍ 🗑 1 UG

Larynx

Topic

✍ 🗑 1 UG

Dissection of abdomen , General Orientation of abdominal organs

Topic

✍ 🗑 1 UG

MAXILLARY ARTERY

Topic

✍ 🗑 1 UG

DORSUM OF TONGUE , OROPHARYNGEAL ISTHMUS

Topic

✍ 🗑 1 UG

HISTOLOGY OF TONGUE (STRATIFIED SQUAMOUS EPITHELIUM , STRIATED MUSCLES , MUCOUS AND SEROUS ACINI , FAT CELLS)

Topic

✍ 🗑 1 UG

BONY SKELETON

Topic

✍ 🗑 1 UG

DIVISIONS OF TRIANGLES OF NECK , FLOOR OF CAROTID TRIANGLE

Topic

✍ 🗑 1 POST  
GRADUATE

BLOOD SUPPLY OF HEAD AND NECK

Topic

✍ 🗑 1 UNDER  
GRADUATE

PROSECTION STUDY OF ORAL CXAVITY ,PHARNYX ,LARYNX ,TRACHEA AND OESOPHAGUS

Topic

✍ 🗑 1 UNDER  
GRADUATE

SURFACE ANATOMY OF HEAD AND NECK

Topic

✍ 🗑 1 UNDER  
GRADUATE

SUPERCFICIAL STRUCTURES OF NECK

Topic

✍ 🗑 1 UG

DISSECTION OF INFERIOR ALVEOLAR NEUROVASCULAR BUNDLE



























Topic































✍ 🗑 1 UG	DISSECTION OF INFERIOR ALVEOLAR NEUROVASCULAR BUNDLE	Topic
✍ 🗑 1 UG	CONTENTS OF CAROTID TRIANGLE	Topic
✍ 🗑 1 UG	BRANCHES OF ARCH OF AORTA	Topic
✍ 🗑 1 UG	MAIN ARTERIES OF HEAD AND NECK	Topic
✍ 🗑 1 UG	BLOOD SUPPLY OF THYROID GLAND	Topic
✍ 🗑 1 UG	HISTOLOGY OF THYROID GLAND	Topic
✍ 🗑 1 UG	DISSECTION OF LATERAL AND MEDIAL PTERYGOID MUSCLES	Topic
✍ 🗑 1 UG	PAROTID GLAND AND STRUCTURES PASSING THROUGH IT	Topic
✍ 🗑 1 PRACTICAL CLASS	DEMONSTRATION OF A DISSECTED CADAVER	Topic
✍ 🗑 1 UG(PRACTICAL)	DEMONSTRATION OF SIDE OF NECK AND FACE	Topic
✍ 🗑 1 UG	MUSCLES OF MASTICATION AND ASSOCIATED NEUROVASCULAR STRUCTURES	Topic
✍ 🗑 1 UG	SIDE OF NECK	Topic
✍ 🗑 1 UG	NECK	Topic



		1 UG	NECK	Topic
		1 UG	TRIANGLES OF NECK	Topic
		1 UG	SAGITTAL SECTION OF HEAD AND NECK	Topic
		1 PG	NEUROANATOMY DEMONSTRATION	Topic
		1 UG	DEMONSTRATION OF PROSECTED SPECIMEN OF MUSCLES OF POSTERIOR TRIANGLE OF NECK	Topic
		1 UG	OCCIPITAL BONE AND ITS ATTACHMENT , SURFACE LANDMARKS OF BACK	Topic
		1 UG	MUSCLES OF FLOOR OF POSTERIOR TRIANGLE OF NECK	Topic
		1 PG(PRACTICAL)	ANATOMY OF HEART	Topic
		1 UG	ANATOMY OF LATERAL SIDE OF NECK	Topic
		1 UG	ANATOMY OF CERVICAL FASCIA	Topic
		1 PG(PRACTICAL)	SAGITTAL SECTION OF HEAD AND NECK	Topic
		1 UG	ROOF AND FLOOR OF POSTERIOR TRIANGLE OF NECK	Topic
		1 PG	DELTOID MUSCLE AND IT'S RELATIONSHIPS WITH AXILLARY AND RADIAL NERVES MEDIAN CUBITAL VEIN , CEPHALIC VEIN , BRACHIAL AND RADIAL ARTERIES	Topic





  1 PG	DELTOID MUSCLE AND IT'S RELATIONSHIPS WITH AXILLARY AND RADIAL NERVES MEDIAN CUBITAL VEIN , CEPHALIC VEIN , BRACHIAL AND RADIAL ARTERIES
  1 UG	DISSECTION OF NECK
  1 UG	LATERAL VIEW OF THE SUPERFICIAL STRUCTURES OF NECK
  1 UG	DISSECTION OF LOWER PART OF NECK , RIGHT SIDE
  1 UG	SURFACE ANATOMY OF NECK
  1 UG	ANTERIOR REGION OF NECK
  1 UG	DIVISIONS OF ANTERIOR TRIANGLE OF NECK
  1 UG	SUBMENTAL TRIANGLE
  1 PG	ANATOMY OF INTRAMUSCULAR INJECTIONS OF LOWER LIMBS
  1 UG	PROSECTION OF RIGHT DIGASTRIC TRIANGLE
  1 UG	ANATOMY OF DIGASTRIC TRIANGLE
  1 UG	SUBMANDIBULAR GLAND
  1 PG	FEELING ARTERIAL PULSATIONS OF HEAD AND NECK , UPPER LIMBS

Topic

Topic

Topic

Topic

Topic

Topic

Topic

Topic

Topic









Topic

Topic

Topic

Topic



		1 PG	FEELING ARTERIAL PULSATIONS OF HEAD AND NECK , UPPER LIMBS
		1 UG	MUSCLES IN SUBMANDIBULAR REGION
		1 UG	Lateral wall of nose
		1 UG(PRACTICAL)	ANATOMY OF MUSCLES OF BACK
		1 UG	DEEP DISSECTION OF SUBMANDIBULAR REGION
		1 UG	Instruments and introduction to dissection of human body
		1 UG	Regional anatomy
		1 UG	FACIAL ARTERY IN RELATIONSHIP WITH SUBMANDIBULAR GLAND
		1 PG	FEELING PULSATIONS OF BRACHIAL ARTERY AND RADIAL ARTERY
		1 UG	DISSECTION OF RIGHT SUBMANDIBULAR REGION
		1 UG	RELATIONS OF SUBMANDIBULAR GLAND
		1 UG	RELATIONSHIP OF SUBMANDIBULAR DUCT, LINGUAL NERVE, AND LOWER THIRD MOLAR TOOTH
		1 UG	DISSECTION OF LINGUAL NERVE AND SUBMANDIBULAR DUCT

Topic

Topic

Topic

Topic

Topic

Topic

Topic

Topic

Topic

Topic

Topic

Topic

Topic





DISSECTION OF LINGUAL NERVE AND SUBMANDIBULAR DUCT	1 UG	Topic
SECRETOMOTOR PATHWAY TO SUBMANDIBULAR GLAND	1 UG	Topic
LUMBAR PUNCTURE , SPINAL ANESTHESIA , EPIDURAL SPACE	1 PG	Topic
BONY LANDMARKS RELATED WITH FACIAL NERVE AND CHORDA TYMPANI	1 UG	Topic
A CASE OF FOOT DROP ( LEFT )	1 UG	Topic
BEGINNING OF DEEPER DISSECTION OF FACE	1 UG	Topic
Prosection	1 UG	Topic
Hyoid bone, submandibular area	1 UG	Topic
Muscles of Mastication	1 UG	Topic
Dissection	1 UG	Topic
HISTOLOGY OF TRACHEA	1 UG	Topic
CRANIAL CAVITY	1 UG	Topic
MIDDLE CRANIAL FOSSA	1 UG	Topic
HISTOLOGY OF LIVER	1 UG	Topic



  1 UG

HISTOLOGY OF LIVER

Topic

  1 UG

POSTERIOR CRANIAL FOSSA

Topic

  1 UG

Cartilages

Topic

  1 UG

Joints

Topic

  1 UG

LATERAL SURFACE OF BRAIN

Topic

  1 UG

SAGITTAL SECTION OF BRAIN

Topic

  1 UG

BRAIN STEM

Topic

  1 UG

DEMONSTRATION OF SAGITTAL SECTION OF HEAD AND NECK

Topic

  1 UG

FOLDS OF DURA MATER

Topic

  1 UG

Root of neck

Topic

  1 UG

DURAL VENOUS SINUSES

Topic

  1 UG

DEMONSTRATION OF CRANIAL CAVITY IN CADAVER

Topic

  1 UG


TRIGEMINAL NERVES

Topic

  1 UG

MANDIBULAR NERVE

Topic





✍ 🗑 1 UG

MANDIBULAR NERVE

Topic

✍ 🗑 1 UG

OTIC GANGLION , INFRATEMPORAL FOSSA

Topic

✍ 🗑 1 UG

Submandibular GANGLION

Topic

✍ 🗑 1 UG

Maxillary nerve

Topic

✍ 🗑 1 UG

Demonstration of brain and spinal cord

Topic

✍ 🗑 1 UG

Pterygopalatine ganglion

Topic

✍ 🗑 1 UG

Superior SAGITTAL Sinus

Topic

✍ 🗑 1 UG

Demonstration of dural folds and dural venous sinuses

Topic

✍ 🗑 1 UG

Cavernous sinus

Topic

✍ 🗑 1 UG

T.S. of midbrain at level of superior colliculi Oculomotor nerve

Topic

✍ 🗑 1 UG

Demonstration of medial surface of brain .

Topic

✍ 🗑 1 UG

Facial nerve

Topic

✍ 🗑 1 UG

Facial nerve 2

Topic



✍ 🗑 1 UG

Facial nerve 2

Topic

✍ 🗑 1 UG

Hypoglossal nerve

Topic

✍ 🗑 1 UG

Demonstration of human heart

Topic

✍ 🗑 1 UG

Hypoglossal nerve

Topic

✍ 🗑 1 UG

Demonstration of skin , fascia , iliotibial tract , muscles , femoral nerve , artery , vein , shaft of femur , tendons , sesamoid bone patella , ligamentum patella , tibial tub

Topic

✍ 🗑 1 UG

Sensory nerve supply of face , neck and scalp

Topic

✍ 🗑 1 UG

Surface anatomy and triangles of neck

Topic

✍ 🗑 1 UG

Carotid triangle

Topic

✍ 🗑 1 UG

Posterior Triangle of neck

Topic

✍ 🗑 1 UG

Dissection of rectus sheath , external oblique aponeurosis And Technique of suturing

Topic

✍ 🗑 1 UG

Maxillary artery

Topic

✍ 🗑 1 UG

Thyroid arteries

Topic

✍ 🗑 1 UG

Facial Artery





























Topic

































✍ 🗑 1 UG	Facial Artery	Topic
✍ 🗑 1 UG	Suboccipital triangle nd vertebral artery	Topic
✍ 🗑 1 UG	Suboccipital Triangle	Topic
✍ 🗑 1 UG	Vertebral artery	Topic
✍ 🗑 1 UG	H.Section of parotid gland	Topic
✍ 🗑 1 UG	Parotid gland : relations nd structures passing through it .	Topic
✍ 🗑 1 UG	Otic ganglion	Topic
✍ 🗑 1 UG	BDS Dissection of small intestine and mesenteric lymph nodes	Topic
✍ 🗑 1 UG	Thyroid gland	Topic
✍ 🗑 1 UG	Dissection of trachea,esophagus,vertebral colour	Topic
✍ 🗑 1 UG	Prosection mandibular and neck	Topic
✍ 🗑 1 UG	Brachial plexus	Topic
✍ 🗑 1 UG	MAXILLARY ARTERY	Topic
✍ 🗑 1 UG	Arteries of head and neck	Topic





















		1 UG	Arteries of head and neck	Topic
		1 UG	Cervical fascia	Topic
		1 UG	Tongue,Dorsum,muscles,Histology	Topic
		1 UG	Lymphatic drainage,nerve supply and development of tongue	Topic
		1 UG	Sagitta section of head and neck Dissection	Topic
		1 UG	Sagittal section of head and neck	Topic
		1 UG	Palate	Topic
		1 UG	Skeleton of nose	Topic
		1 UG	Nasal septum	Topic
		1 UG	LARYNGEAL CARTILAGE	Topic
		1 UG	Ligaments , membranes and Muscles of larynx	Topic
		1 UG	Orbit and superior orbital tissu	Topic
		1 UG	Middle cranial fossa	Topic
		1 UG	Dural folds	Topic





		1 UG	Dural folds	Topic
		1 UG	Model demonstration	Topic
		1 UG	Foramina in posterior cranial fossa	Topic
		1 UG	T.S. of spinal cord n it's blood supply	Topic
		1 UG	Sagittal Section of brain	Topic
		1 UG	Brainstem, inferior colliculus	Topic
		1 UG	Transverse sections of brain stem pons	Topic
		1 UG	Section of brain stem , pons , medulla	Topic
		1 UG	Palatine tonsil	Topic
		1 UG	Cranial cavity	Topic
		1 UG	Spinal cord in vertebral canal	Topic
		1 UG	Lateral surface of brain	Topic
		1 UG	Transverse section of brain stem	Topic
		1 UG	TM joint	Topic




		1	UG	Transverse sections of brain stem pons
		1	UG	Section of brain stem , pons , medulla
		1	UG	Palatine tonsil
		1	UG	Cranial cavity
		1	UG	Spinal cord in vertebral canal
		1	UG	Lateral surface of brain
		1	UG	Transverse section of brain stem
		1	UG	TM joint
		1	UG	Pharynx



ass : BDS 1st Year




 Dashboard

 Master

☐ Subject

☐ Exam


☐ Assignment

 Question

☐ Add Question

☐ View Question

☐ Upload Question















 Change Password

Unit :



















Paper : **BIOCHEMISTRY**

12 Unit(s)

New

		Unit No.		Title	
		1	1	CHEMICAL CONSTITUENTS OF LIFE	<b>Topic</b>
		1	2	INTRODUCTION TO CARBOHYDRATE METABOLISM	<b>Topic</b>
		1	3	LIPID METABOLISM	<b>Topic</b>
		1	1	Carbohydrates	<b>Topic</b>
		2	2	Vitamin A	<b>Topic</b>
		3	3	Vitamin D	<b>Topic</b>
		4	4	Lipid Biochemistry	<b>Topic</b>



		1	1	Carbohydrates
		2	2	Vitamin A
		3	3	Vitamin D
		4	4	Lipid Biochemistry
		5	5	Energy needs
		6	6	Energy needs
		7	7	mineral
		8	8	lipid
		9	9	clinical biochemistry

Topic

Topic

Topic

Topic

Topic

Topic

Topic


Topic


Topic

Class : BDS 1st Year






 Dashboard

 Master

☐ Subject

☐ Exam


☐ Assignment

 Question

☐ Add Question

☐ View Question

☐ Upload Question















 Change Password

Unit :

Paper : CONSERVATIVE & ENDODONTICS















13 Unit(s)

New

		Unit No.	Title	
		1	Definitions and Nomenclature	<a href="#">Topic</a>
		2	Fundamentals of Cavity Preparation- 1	<a href="#">Topic</a>
		3	Fundamentals of Cavity Preparation -II	<a href="#">Topic</a>
		4	Fundamentals of Cavity Preparation- III	<a href="#">Topic</a>
		5	Class 1 cavity preparation for silver amalgam	<a href="#">Topic</a>
		6	Class II cavity preparation for silver amalgam- Part 1	<a href="#">Topic</a>
		7	Class II cavity preparation for silver amalgam Part- II	<a href="#">Topic</a>







		7	Class II cavity preparation for silver amalgam Part- II	Topic
		8	Class 3 cavity preparation for silver amalgam	Topic
		9	Class V, VI cavity preparation for amalgam	Topic
		10	Armamentarium in operative dentistry	Topic
		11	cariology	Topic
		12	Pulp Protection	Topic
		13	Dental cements	Topic

Class : BDS 2nd Year



MAIN NAVIGATION


 Dashboard

 Master

☐ Subject

☐ Exam


☐ Assignment

 Question

☐ Add Question

☐ View Question

☐ Upload Question






















 Change Password

Unit :

Paper : CONSERVATIVE & ENDODONTICS

49 Unit(s)

New

		Unit No.	Title	
		1	Pit & Fissure Sealants	
		2	Non Carious Destruction of Teeth- Part 1	
		3	Non Carious Destruction of Teeth- part 2	
		4	Hypersensitivity & its Management	
		5	Casting Procedures & Defects - 1	
		6	Casting Procedures & Defects- 2	
		7	Cast Metal Restorations- 1	



 7

Cast Metal Restorations- 1

Topic

 8

Cast Metal Restorations- 2

Topic

 9

Gingival Tissue Management

Topic

 10

Control of pain during operative procedures

Topic

 11

Diagnosis in Endodontics

Topic

 12

Apexogenesis &amp; apexification

Topic

 13

Pulpal reaction to restorative procedures

Topic

 14

Rationale of Endodontics

Topic

 15

Armamentarium in Endodontics Part-1

Topic

 16

Armamentarium in Endodontics Part - 2

Topic

 17

Anatomy of Pulp Cavity Part- 1

Topic

 18

Anatomy of Pulp Cavity Part-2

Topic





























 19

Anatomy of Pulp Cavity Part- 3



























Topic





		19	Anatomy of Pulp Cavity Part- 3	Topic
		20	Working Length Determination	Topic
		21	Biomechanical Preparation Part - 1	Topic
		22	Biomechanical Preparation Part- 2	Topic
		23	Root Canal Irrigants	Topic
		24	Intracanal Medicaments	Topic
		25	Root Canal Sealers	Topic
		26	Obturation Part- 1	Topic
		27	Obturation Part- 2	Topic
		28	Post Endodontic Restoration Part- 1	Topic
		29	Post Endodontic Restoration Part 2	Topic
		30	Endo- Perio Lesions	Topic
		31	Traumatic Injuries Part- 1	Topic
		32	Traumatic Injuries Part- 2	Topic



		32	Traumatic Injuries Part- 2	Topic
		33	Endodontic Surgery Part- 1	Topic
		34	Endodontic Surgery Part- 2	Topic
		35	Endodontic Emergencies Part 1	Topic
		36	Endodontic Emergencies Part- 2	Topic
		37	Endodontic Mishaps Part-1	Topic
		38	Endodontic Mishaps Part- 2	Topic
		39	Management of Discolored Tooth	Topic
		40	Bleaching	Topic
		41	Additional Conservative Esthetic Procedures	Topic
		42	Regenerative Endodontics	Topic
		43	Role of Magnification	Topic
		44	Minimum Intervention Dentistry	Topic



Minimum Intervention Dentistry

Lasers in Conservative Dentistry & Endodontics

Composite as a Restorative Material- I


Composite as a Restorative Material - II


Class 1 Cavity preparation for composites

class 2 cavity preparation for composites






 Dashboard

 Master

☐ Subject

☐ Exam


☐ Assignment

 Question

☐ Add Question

☐ View Question

☐ Upload Question















 Change Password


Unit :

Paper : CONSERVATIVE & ENDODONTICS

13 Unit(s)

New

		Unit No.	Title	
		1	Post Endodontic Restoration with Post & Core- I	<a href="#">Topic</a>
		2	Post Endodontic Restoration with Post & Core- II	<a href="#">Topic</a>
		3	Endo- Perio Lesions	<a href="#">Topic</a>
		4	Traumatic Injuries - Part 1	<a href="#">Topic</a>
		5	Traumatic Injuries- Part 2	<a href="#">Topic</a>
		6	Endodontic Surgery part 1	<a href="#">Topic</a>
		7	Endodontic Surgery part 2	<a href="#">Topic</a>



Endodontic Surgery part 2

Endodontic emergencies

endodontic mishaps

LASER


dentin bonding agents


Regenerative endodontics

Magnification in Endodontics






 Dashboard

 Master

☐ Subject

☐ Exam


☐ Assignment

 Question

☐ Add Question

☐ View Question

☐ Upload Question















 Change Password

Unit :

Paper : DENTAL ANATOMY & HISTOLOGY

22 Unit(s)

New



			Unit No.	Title	
		1	1	EMBRYOLOGY 1	<a href="#">Topic</a>
		1		Theories of Mineralisation	<a href="#">Topic</a>
		1	2	EMBRYOLOGY 2	<a href="#">Topic</a>
		3	3	BASIC DEFINITIONS AND TERMINOLOGIES	<a href="#">Topic</a>
		3	3	Orofacial Form and function	<a href="#">Topic</a>
		4	4	TOOTH NOMENCLATURE	<a href="#">Topic</a>
		5	5	Differences between Deciduous and permanent teeth	<a href="#">Topic</a>





		5	5	Differences between Deciduous and permanent teeth	Topic
		6	6	ENAMEL	Topic
		7	1	PERMANENT MAXILLARY CENTRAL INCISOR	Topic
		7	7	DEVELOPMENT OF TEETH	Topic
		8	8	DENTIN & DENTINOGENESIS	Topic
		9	9	PERMANENT MAXILLARY LATERAL INCISORS	Topic
		10	10	Bone	Topic
		10	10	PULP	Topic
		11	11	CEMENTUM	Topic
		11	11	Salivary Glands	Topic
		12	12	OMM	Topic
		12	12	PDL	Topic
		13	13	Canines	Topic
		14	14	MAXILLARY PREMOLARS	Topic



		14	14	MAXILLARY PREMOLARS
		15	15	Maxillary Molars
		16	16	Mandibular Molars


Topic


Topic

Topic

Class : BDS 1st Year




 Dashboard

 Master

☐ Subject

☐ Exam


☐ Assignment

 Question

☐ Add Question

☐ View Question















☐ Upload Question

 Change Password

Unit :

Paper : DENTAL MATERIALS

25 Unit(s)



















		Unit No.	Title	
		1	casting procedure and casting defects	New
		1	Dental Waxes	Topic
		2	Denture base resins	Topic
		3	Dental Ceramics	Topic
		4	Dental Amalgam	Topic
		5	Dental Casting Alloys	Topic
		6	Composite Resins	Topic






		6		Composite Resins	Topic
		7		Implant Biomaterials	Topic
		8		Soldering, Welding and Brazing	Topic
		9		Finishing and Polishing Agents	Topic
		10		Dental Implant	Topic
		11		Alginate	Topic
		12		Agar Agar	Topic
		13		DENTAL CEMENTS	Topic
		13	PCP	TEETH ARRANGEMENT	Topic
		14	PCP	Diagnosis and treatment planning in CD	Topic
		15	DM	Impression materials	Topic
		16		Dental ceramics	Topic
		17		Casting Procedure	Topic
		18		Waxes in Dentistry	Topic




		15	DM	Impression materials	Topic
		16		Dental ceramics	Topic
		17		Casting Procedure	Topic
		18		Waxes in Dentistry	Topic
		19	PCP	Orientation JR	Topic
		20	PCP	Impression in CD	Topic
		21	PCP	post insertion instruction in CD	Topic
		22	DM	DENTAL CEMENTS	Topic
		23		Dental Waxes	Topic

Class : BDS 2nd Year




 Dashboard

 Master

☐ Subject

☐ Exam


☐ Assignment

 Question

☐ Add Question

☐ View Question

☐ Upload Question

 Change Password

Unit :

Paper : **GENERAL MEDICINE**























17 Unit(s)

New

			Unit No.	Title	
		1		ENTERIC FEVER	<p>Topic</p>
		2		MALARIA	<p>Topic</p>
		3		HEART FAILURE	<p>Topic</p>
		4		ACUTE RHEMATIC FEVER	<p>Topic</p>
		5		DIPHTHERIA	<p>Topic</p>
		6		FACIAL PAIN	<p>Topic</p>
		7		FACIAL PALSY	<p>Topic</p>









		7	FACIAL PALSY	Topic
		8	TETANUS	Topic
		9	ITP	Topic
		10	COAGULATION DISORDERS	Topic
		11	CAD-2	Topic
		12	CAD-1	Topic
		13	DIC	Topic
		14	SYSTEMIC HYPERTENSION	Topic
		15	INFECTIVE ENDOCARDITIS	Topic
		16	ASCITES	Topic
		17	HEPATITIS	Topic

Class : BDS 3rd Year























-  Dashboard
-  Master
  - ☐ Subject
  - ☐ Exam
  - ☐ Assignment
-  Question
  - ☐ Add Question
  - ☐ View Question
  - ☐ Upload Question
-  Change Password

Unit :

Paper : **GENERAL SURGERY**

10 Unit(s)

New

		Unit No.	Title	
		1	INTRODUCTION	 Topic
		2	1 BLOOD TRANSFUSION	 Topic
		3	WOUND	 Topic
		4	BLOOD COMPONENTS	 Topic
		5	HAEMORRHAGE, HEMOSTASIS, BLEEDING DISORDERS	 Topic
		6	BURNS	 Topic
		7	PARATHYROID	 Topic



  7

PARATHYROID

Topic

  8

SUTURES

Topic

  9

JAW TUMOURS

Topic

  10


TRACHEOSTOMY


Topic

Class : BDS 3rd Year






 Dashboard

 Master

☐ Subject

☐ Exam


☐ Assignment

 Question

☐ Add Question

☐ View Question

☐ Upload Question

 Change Password

Unit :





Paper : MICROBIOLOGY

6 Unit(s)

New

			Unit No.	Title	
		1	1	GENRAL MICROBIOLOGY	
		1	2	IMMUNOLOGY	
		1	3	VIROLOGY	
		1	5	PARASITOLOGY	
		4	4	BACTERIOLOGY	
		5	5	MYCOLOGY	

















-  Dashboard
-  Master ▼
  - ☐ Subject
  - ☐ Exam
  - ☐ Assignment
-  Question ▼
  - ☐ Add Question
  - ☐ View Question
  - ☐ Upload Question
-  Change Password

Unit :



























Paper : ORAL MEDICINE & RADIOLOGY

51 Unit(s)

New

	Unit No.	Title	
 	1	Odontogenic cysts	<a href="#">Topic</a>
 	1	pediatric oral medicine	<a href="#">Topic</a>
 	1	oral cancer part 1	<a href="#">Topic</a>
 	1	Principles of radiographic interpretation	<a href="#">Topic</a>
 	1	Radiation physics	<a href="#">Topic</a>
 	1	Radiation biology	<a href="#">Topic</a>
 	1	X ray films and Accessories	<a href="#">Topic</a>



		1		X ray films and Accessories
		1		Oral Cancer Pathogenesis
		1	41	Red and white lesion of oral cavity
		1		Metabolic disorders- Diabetes and oral health considerations
		1	1	pain pathways and classification
		1		case history
		1	2	burning mouth syndrome , MPDS, IDD with reduction , IDD without reduction
		1	42	Advanced Imaging- MRI
		1	43	Advanced Imaging- Ultrasound
		1		Ideal radiographs
		1		Pulp and Periapical lesions
		1		Errors and artifact
		1	44	Advanced Imaging- CT and Nuclear Medicine

Topic

Topic

Topic

Topic

Topic

Topic

Topic

Topic


Topic

Topic



Topic

Topic

Topic





  1 44

Advanced Imaging- CT and Nuclear Medicine

Topic

  1

Diseases of endocrine and its oral considerations

Topic

  1

OPG

Topic

  1

Normal radiographic anatomy

Topic

  1

Salivary gland disorders and imaging

Topic

  1

Processing of radiograph

Topic

  1

PROJECTION GEOMETRY

Topic

  1

INTRA ORAL PROJECTIONS

Topic

  1

IDEAL RADIOGRAPH

Topic

  1

TMJ IMAGING

Topic

  1 45

SALIVARY GLAND IMAGING

Topic

  1

Diseases of GIT and its oral considerations



























Topic

  1



















Radiographic Quality Assurance and infection control

Topic



		1		Radiographic Quality Assurance and infection control	Topic
		1		Oral health considerations in neuromuscular diseases	Topic
		1		Transplantation medicine	Topic
		1		Geriatric oral medicine	Topic
		1		renal diseases oral health considerations	Topic
		1		oral complications of non surgical cancer therapies diagnosis and treatment	Topic
		1		Radiation safety and protection	Topic
		1		TMJ disorders	Topic
		1	46	Oral Pigmentation	Topic
		1	47	Management of patients with disorders of blood	Topic
		2		FIBRO OSSEOUS LESIONS	Topic
		2		Basic principles of human genetics	Topic
		6		vascular pain, neuropathic pain	Topic







		6		vascular pain, neuropathic pain	Topic
		36	1	ADVANCED IMAGING- CBCT	Topic
		37	1	Digital Imaging	Topic
		38	1	Extra Oral Radiograph	Topic
		39	1	CLINICAL DEMONSTRATION	Topic
		40	1	CLINICAL DEMONSTRATION	Topic
		41	1	CLINICAL DEMONSTRATION	Topic
		42	1	OROFACIAL PAIN	Topic
		43	1	CASE HISTORY	Topic

Class : BDS 3rd Year



















-  Dashboard
-  Master
  - ☐ Subject
  - ☐ Exam
  - ☐ Assignment
-  Question
  - ☐ Add Question
  - ☐ View Question
  - ☐ Upload Question
-  Change Password

Unit :





















Paper : ORAL PATHOLOGY

16 Unit(s)

New

			Unit No.	Title	
		1	1	Developmental Disturbances of Oral and Paraoral Structures	<a href="#">Topic</a>
		2	2	Benign & Malignant Tumors of oral Cavity	<a href="#">Topic</a>
		3	3	Salivary Gland Tumors	<a href="#">Topic</a>
		4	4	Cysts & Tumors of Odontogenic Origin	<a href="#">Topic</a>
		5	5	Bacterial Infections of the oral cavity	<a href="#">Topic</a>
		6	6	MYCOTIC INFECTIONS	<a href="#">Topic</a>
		7	7	VIRAL INFECTIONS	<a href="#">Topic</a>



		7	7	VIRAL IFECTIONS	Topic
		8	8	Diseases of the Periodontium	Topic
		9	9	Dental Caries	Topic
		10	10	Diseases of the Pulp and Periapical tissues	Topic
		11	11	Spread of Oral Infection	Topic
		12	12	Healing of wounds	Topic
		13	13	FORENSIC ODONTOLOGY	Topic
		17	17	Bone Disorders	Topic
		19	19	Diseases of the Skin	Topic
		20	20	Regressive alterations of the teeth	Topic

Class : BDS 3rd Year





- Dashboard
- Master
  - ☐ Subject
  - ☐ Exam
  - ☐ Assignment
- Question
  - ☐ Add Question
  - ☐ View Question
  - ☐ Upload Question
- Change Password

Unit :

Paper : **ORTHODONTICS**

47 Unit(s)

New

		Unit No.	Title	
		1 7	Open Bite and Deep Bite	Topic
		1 22	Arch Expansion as a method of Gaining Space	Topic
		1	Extraction in Orthodontics	Topic
		1	Biology of Tooth Movement	Topic
		1	removable orthodontic appliances	Topic
		1	Fixed Orthodontics	Topic
		1	Retention & Relapse	Topic





		1		Retention & Relapse.	Topic
		1		Skeletal Maturity Indicator	Topic
		1		Growth And Development	Topic
		1		Removable Appliance	Topic
		1		Introduction to orthodontics	Topic
		1		Surgical Orthodontics	Topic
		1		Functional Appliances	Topic
		1		Clear Aligners	Topic
		1	25	Removable Appliances	Topic
		1		Anchorage in orthodontics	Topic
		1		Theories of growth	Topic
		1		Introduction to orthodontics	Topic
		1		Etiology of malocclusion	Topic
		1	23.	Extractions	Topic









		1	-23.	Extractions	Topic
		1		Development of nasomaxillary complex	Topic
		1		Model Analysis	Topic
		1		Habits	Topic
		1		Interceptive Orthodontics	Topic
		1		Methods of gaining space	Topic
		1	1	Fixed Orthodontics	Topic
		1	3.	Growth & Development of Cranial and Facial Region	Topic
		1	5	Orthodontic Appliances	Topic
		1		TWIN BLOCK	Topic
		1	1	Diagnosis & Management	Topic
		1		Genetics in Orthodontics	Topic
		1		Clear Aligners	Topic



		1		Clear Aligners	Topic
		1		Obstructive Sleep Apnoea	Topic
		1	24	Orthodontic Appliances- General Concepts	Topic
		1	2	Growth and Development general principles & concepts	Topic
		1	1.	Occlusion : Basic concepts	Topic
		1	1	etiology of malocclusion	Topic
		1	1	Classification of Malocclusion	Topic
		1	4	Epidemiology of malocclusion	Topic
		1	2	Habits	Topic
		1	4	Development of Dentition and Occlusion	Topic
		1	5	Management of Malocclusion	Topic
		5	2	Treatment Planning	Topic
		5		Orthodontic Diagnosis	Topic





		5		Orthodontic Diagnosis
		14	3	Model Analysis
		15	1	MALOCCLUSION
		16	1	ORAL HABITS

Topic





Topic

Topic

Topic

Class : BDS 3rd Year




-  Dashboard
-  Master
  - ☐ Subject
  - ☐ Exam
  - ☐ Assignment
-  Question
  - ☐ Add Question
  - ☐ View Question
  - ☐ Upload Question
-  Change Password

Unit :

Paper : ORAL SURGERY

38 Unit(s)

New





























		Unit No.	Title	
		1 1	Introduction to Oral and Maxillofacial Surgery	<a href="#">Topic</a>
		1	salivary gland	<a href="#">Topic</a>
		1 21	impaction	<a href="#">Topic</a>
		1	midface fracture-maxillary fracture	<a href="#">Topic</a>
		2 1	Local Anesthesia	<a href="#">Topic</a>
		3 1	Exodontia	<a href="#">Topic</a>
		3 4	Surgical Endodontics	<a href="#">Topic</a>

















		3	4	Surgical Endodontics	Topic
		3	2	Principles of Minor Oral Surgery	Topic
		4	1	Management of Medically Compromised Patient	Topic
		5	1	Management of Dental Emergencies	Topic
		6	1	Asepsis and Sterilization	Topic
		7	1	Suturing material and Techniques	Topic
		8	1	Anti microbial therapy in Oral Surgery	Topic
		8	2	Analgesics in oral Surgery	Topic
		8	3	steroids in Oral Surgery	Topic
		9		Radiographs used in Oral and Maxillofacial Surgery	Topic
		10	1	Maxillofacial trauma	Topic
		11	1	Temporomandibular joint Afflictions and Management	Topic
		12	1	Preprosthetic procedures	Topic





		12	1	Preprosthetic procedures	Topic
		12	1	Cysts of orofacial region	Topic
		12	2	Tumors of orofacial region	Topic
		13	1	Cleft lip	Topic
		13	2	Cleft palate	Topic
		14	1	Fascial space infections	Topic
		14	2	Osteomyelitis and Osteoradionecrosis	Topic
		15	1	Trigeminal Neuralgia	Topic
		15	2	Facial nerve and Motor disturbances of face and jaws	Topic
		15	3	nerve injuries	Topic
		16	1	Introduction to Orthognathic surgeries - Diagnosis and planning	Topic
		16	2	Mandibular orthognathic Surgeries	Topic
		16	3	Maxillary orthognathic procedures	Topic
		17	1	Distraction Osteogenesis	Topic



		17	1	Distraction Osteogenesis
		18		Dental implantology in Oral and Maxillofacial Surgery
		19	1	CLINICAL DEMONSTRATION
		20	2	FACIAL ANATOMY
		21	1	VIDEO ON ORA -ANTRAL COMMUNICATIONS AND FISTULAS
		22	1	video on impaction
		23	1	CLINICAL DEMONSTRATION

Topic

Topic

Topic

Topic





Topic

Topic

Topic

Class : BDS 3rd Year

*Handwritten signature*















-  Dashboard
-  Master ▼
  - ☐ Subject
  - ☐ Exam
  - ☐ Assignment
-  Question ▼
  - ☐ Add Question
  - ☐ View Question
  - ☐ Upload Question
-  Change Password

Unit :

Paper : PEDODONTICS

22 Unit(s)

New

		Unit No.	Title	
		1	1	Introduction and scope of Pedodontics
		2	2	case history diagnosis and treatment planning
		3	1	Radiographic examination of pediatric dental patients
		4	1	set up of a pedodontic clinic
		5	3	growth and development
		6	6	Development of dentition and its disturbances
		7	7	theories of child psychology

Topic

Topic

Topic



























Topic

Topic

Topic

Topic



		7	7	theories of child psychology
		8	8	emotional development
		9	9	BEHAVIOUR MANAGEMENT
		10	10	dental caries in early childhood
		11	11	preventive approach to caries control
		12	12	pediatric restorative dentistry
		13	13	pediatric endodontics
		14	14	developing malocclusion and its management
		15	15	pediatric considerations for oral surgery
		16	16	special child
		17	17	genetics in pediatric dentistry
		18	18	soft tissue oral lesions in children
		19	19	forensic pedodontics

Topic

Topic

Topic

Topic

Topic

Topic

Topic

Topic

Topic









Topic

Topic

Topic

Topic



		19	19	forensic pedodontics
		20	20	research methodology an, epidemiology and biostatics
		21	21	TRAUMATIC INJURIES TO PRIMARY AND YOUNG PERMANENT TEETH
		22	1	clinical demonstration

Topic


Topic


Topic

Topic

Class : BDS 3rd Year




 Dashboard

 Master

☐ Subject

☐ Exam


☐ Assignment

 Question

☐ Add Question

☐ View Question

☐ Upload Question






















 Change Password

Unit :

Paper : PERIODONTOLOGY





























58 Unit(s)

New





























			Unit No.	Title	
		1	01	INTRODUCTION TO PERIODONTOLOGY	
		2	2	GINGIVA	
		3	3	MICROSCOPIC FEATURES OF GINGIVA	
		4	4	CEMENTUM	
		5	5	PERIODONTAL LIGAMENT	
		6	6	ALVEOLAR BONE	
		7	7	CLINICAL DIAGNOSIS	





		7	7	CLINICAL DIAGNOSIS	Topic
		9	9	DENTAL CALCULUS	Topic
		10	10	GINGIVAL ENLARGEMENT	Topic
		11	11	ACUTE GINGIVAL LESIONS	Topic
		12	12	DENTAL PLAQUE	Topic
		13	13	STAGES OF GINGIVITIS	Topic
		14	14	DEFENSE MECHANISM OF GINGIVA	Topic
		15	15	ROLE OF IATROGENIC FACTORS IN PERIODONTAL DISEASE	Topic
		16	16	DESQUAMATIVE GINGIVITIS	Topic
		17	17	AIDS & PERIODONTIUM	Topic
		18	18	DENTINAL HYPERSENSITIVITY	Topic
		19	19	SMOKING & PERIODONTAL DISEASE	Topic
		20	20	SUPPORTIVE PERIODONTAL THERAPY	Topic
		21	21	TRAUMA FROM OCCLUSION	Topic































		21	21	TRAUMA FROM OCCLUSION	Topic
		22	22	RISK FACTORS	Topic
		23	23	ENDO- PERIO INTER RELATIONSHIP	Topic
		24	24	PERIODONTAL POCKET	Topic
		25	25	PERIO- ORTHO INTER RELATIONSHIP	Topic
		26	26	ORAL MALODOUR	Topic
		27	27	CHRONIC PERIODONTITIS	Topic
		28	28	AGGRESSIVE PERIODONTITIS	Topic
		29	29	IMMUNITY AND INFLAMMATION	Topic
		29	29	PERIO- RESTORATIVE INTERRELATIONSHIP	Topic
		30	30	PERIODONTAL MEDICINE	Topic
		31	31	STERILIZATION & DISINFECTION	Topic
		31	31	BONE LOSS & PATTERNS OF BONE LOSS	Topic
		31	31	GENERAL PRINCIPLES OF PERIODONTAL SURGERY	Topic




31	31	GENERAL PRINCIPLES OF PERIODONTAL SURGERY
32	32	PERIODONTAL FLAP SURGERY
33	33	ACUTE GINGIVAL LESIONS
34	34	MECHANICAL PLAQUE CONTROL
35	35	CHEMICAL PLAQUE CONTROL
36	36	PERIODONTAL INSTRUMENTS
37	37	PRINCIPLES OF INSTRUMENTATION
38	38	HOST MODULATION THERAPY
38	38	SCALING AND ROOT PLANING
39	39	SONIC & ULTRASONIC INSTRUMENTS
40	40	FURCATION INVOLVEMENT
41	41	PERIODONTAL REGENERATION
42	42	RESECTIVE OSSEOUS SURGERY





		42	42	RESECTIVE OSSEOUS SURGERY
		43	43	MUCOGINGIVAL SURGERY
		44	44	CLASSIFICATION OF PERIODONTAL DISEASES
		44	1	GINGIVAL CURETTAGE
		44	44	PHARMACOTHERAPY
		45	45	TREATMENT PLAN
		45	45	PROGNOSIS
		46	1	GINGIVECTOMY CLINICAL DEMO
		46	46	PERIODONTAL TREATMENT OF MEDICALLY COMPROMISED PATIENTS
		47	47	GINGIVECTOMY
		47	1	SUTURING
		48	1	BRUSHING TECHNIQUE
		48	48	SPLINTING
		49	49	DENTAL IMPLANT

Topic

Topic

Topic

Topic

Topic

Topic

Topic

Topic

Topic

Topic







Topic

Topic

Topic

Topic



		48	1	BRUSHING TECHNIQUE
		48	48	SPLINTING
		49	49	DENTAL IMPLANT


Topic


Topic

Topic

Class : BDS 4th Year




 Dashboard

 Master

☐ Subject

☐ Exam


☐ Assignment

 Question

☐ Add Question

☐ View Question

☐ Upload Question













 Change Password

Unit :

Paper : PHARMACOLOGY

17 Unit(s)

New

	Unit No.	Title
  1 1		INTRODUCTION, HISTORY AND DEVELOPMENT OF PHARMACOLOGY
  1 4		ROUTES OF DRUG ADMINISTRATION
  1 2		PRACTICAL PHARMACOLOGY
  1 7		IMPORTANT QUESTIONS FOR THEORY AND PRACTICAL TESTS AND FIRST TERMINAL EXAMINATIONS
  1 3		SOURCES OF DRUGS AND GENE THERAPY
  1 5		PHARMACOKINETICS

Topic

Topic

Topic

























Topic

Topic





Topic





		1	5	PHARMACOKINETICS
		1	6	PHARMACODYNAMICS, ADRS, DRUG INTERACTIONS, FACTORS MODIFYNG DRUG RESPONSE
		1	8.	DRUGS MODIFYING CARDIOVASCULAR PHARMACOLOGY
		1	9	DENTAL PHARMACOLOGY
		1	11	DRUG TERAPEY OF G.I.T. DISORDERS
		1	12	PHARMACOTHERAPY OF RESPIRATORY DISEASES
		1	13	PHARMACOLOGY OF C,N,S
		1	14	MISCELLANEOUS DRUGS
		1	10	PHARMACOLOGY OF THE AUTONOMIC NERVOUS SYSTEM
		1	15	PHARMACOLOGY OF ENDOCRINAL DISORERS
		1	16	PHARMACOLOGY OF BLOOD COAGULATION AND OTHER BLOOD DISORDERS
		17		CHEMOTHERPY



-  Dashboard
-  Master ▼
- ☐ Subject
- ☐ Exam
- ☐ Assignment
-  Question ▼
- ☐ Add Question
- ☐ View Question
- ☐ Upload Question
-  Change Password

Unit :

Paper : **COMMUNITY DENTISTRY**

9 Unit(s)

		Unit No.		Title	New
		1	3	primary health care	Topic
		1	5	Dental Manpower	Topic
		1	6	School oral health programmes	Topic
		1	4	Environment and health	Topic
		1	1	INTRODUCTION	Topic
		1	2	Epidemiology of various diseases	Topic
		1		Health Agencies	Topic



1.

Health Agencies .

Topic



1

PRACTICE MANAGEMENT

Topic



1





Dental Public Health

Topic

Class : BDS 3rd Year
















-  Dashboard
-  Master ▼
  - ☐ Subject
  - ☐ Exam
  - ☐ Assignment
-  Question ▼
  - ☐ Add Question
  - ☐ View Question
  - ☐ Upload Question
-  Change Password

Unit :

Paper : PHYSIOLOGY

7 Unit(s)

			Unit No.	Title	
		1	1	General Physiology	
		1	7	CARDIOVASCULAR PHYSIOLOGY	
		2	2	Blood Physiology	
		3	3	Excretory system	
		4	4	Digestive system	
		5	5	Body temperature regulation	
		6	1	Muscle Physiology	

New

Topic

Topic

Topic

Topic





Topic

Topic

Topic



MAIN NAVIGATION

-  Dashboard
-  Master ▼
  - ☐ Subject
  - ☐ Exam
  - ☐ Assignment
-  Question ▼
  - ☐ Add Question
  - ☐ View Question
  - ☐ Upload Question
-  Change Password

Unit :

Paper : **Prosthodontics**

2 Unit(s)

New

			Unit No.	Title	
		1	PCP	Spacer designs in CD	
		2	PCP	Diagnosis and Treatment Planning in CD	

Topic

Topic

Class : BDS 2nd Year







- Dashboard
- Master
  - Subject
  - Exam
  - Assignment
- Question
  - Add Question
  - View Question
  - Upload Question
- Change Password

Unit :

Paper : **Prosthodontics**

2 Unit(s)





New

			Unit No.	Title	
		1		introduction of removable partial design	Topic
		1		DIAGNOSIS & TREATMENT PLANNING IN RPD	Topic

Class : BDS 3rd Year



















-  Dashboard
-  Master ▼
  - ☐ Subject
  - ☐ Exam
  - ☐ Assignment
-  Question ▼
  - ☐ Add Question
  - ☐ View Question
  - ☐ Upload Question
-  Change Password

Unit :



























Paper : PROSTHODONTICS

32 Unit(s)



























New

		Unit No.	Title	
		1 RPD	CLASSIFICATION OF PARTIALLY EDENTULOUS ARCHES	<a href="#">Topic</a>
		1 RPD	Direct Retainer	<a href="#">Topic</a>
		1	principles of tooth preparation	<a href="#">Topic</a>
		1 FPD	PONTICS IN FPD	<a href="#">Topic</a>
		1	Introduction to FPD	<a href="#">Topic</a>
		1	CONNECTORS IN FPD	<a href="#">Topic</a>
		2 RPD	Impression Procedure in RPD	<a href="#">Topic</a>



		2	RPD	Impression Procedure in RPD	<a href="#">Topic</a>
		2	RPD	INTRODUCTION TO REMOVABLE PARTIAL DENTURE	<a href="#">Topic</a>
		3	RPD	INDIRECT RETAINERS	<a href="#">Topic</a>
		4	RPD	REST AND REST SEATS	<a href="#">Topic</a>
		7	FPD	management of mutilated teeth	<a href="#">Topic</a>
		8	FPD	provisionalrestorations	<a href="#">Topic</a>
		8	8	provisional restorations	<a href="#">Topic</a>
		9	FPD	fluid & tissue management	<a href="#">Topic</a>
		10	RPD	SURVEYOR	<a href="#">Topic</a>
		11	FPD	FPD CEMENTATION	<a href="#">Topic</a>
		12	FPD	WAX PATTERN	<a href="#">Topic</a>
		13	CD	Orientation JR	<a href="#">Topic</a>
		14	CD	Vertical JR	<a href="#">Topic</a>



		14	CD	Vertical JR	Topic
		15	CD	Teeth Selection in CD	Topic
		16	Maxillofacial Prosth	Obturator	Topic
		17	CD	Overdentures	Topic
		18	CD	Relining Rebasing	Topic
		19	CD	Residual ridge resorption	Topic
		20	CD	Phonetics in CD	Topic
		21	CD	single complete denture	Topic
		22	1	CLINICAL DEMONSTRATION	Topic
		23	2	CLINICAL DEMONSTRATION	Topic
		24	1	CLINICAL DEMONSTRATION	Topic
		25	FPD	Diagnosis and treatment planning in FPD part I	Topic
		26	FPD	DIAGNOSIS AND TREATMENT PLANNING IN FPD PART II	Topic







  26 FPD

DIAGNOSIS AND TREATMENT PLANNING IN FPD PART II

Topic

  27 FPD

Soft Tissue Management in Fpd

Topic

Class : BDS 4th Year

